

Trans-Cal Industries, Inc.

ADAPTER PLATE (Shadin) Part Number 103060 Installation Instructions

Overview

Trans-Cal Industries Adapter Plate part number 103060 allows the avionics technician to quickly replace existing Shadin altitude encoder installations in favor of Trans-Cal's SSD120-(XX)N(X)-(X). This adapter simplifies the mechanical installation task by providing a mounting plate designed for the SSD120-(XX)N(X)-(X) while utilizing the existing Shadin mounting tray. The adapter plate is manufactured from .062" thick aluminum with a chem-film treatment to inhibit corrosion. The adapter is shipped with stainless steel fastening hardware to secure the digitizer to the plate.

Please note:

The SSD120-(XX)N(X)-(X) and this adapter plate are approved under TSO-C88a and ETSO-C88a. It is the responsibility of the installer of this equipment, within a specified type or class of aircraft, to determine that the aircraft operating conditions are within TSO or ETSO standards.

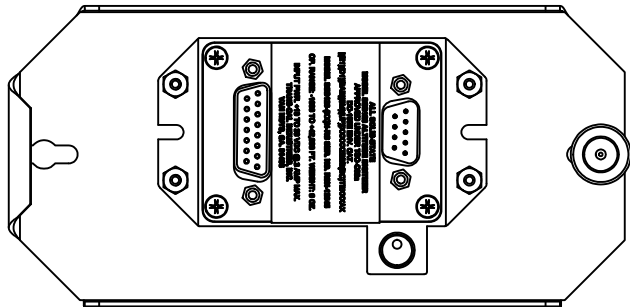
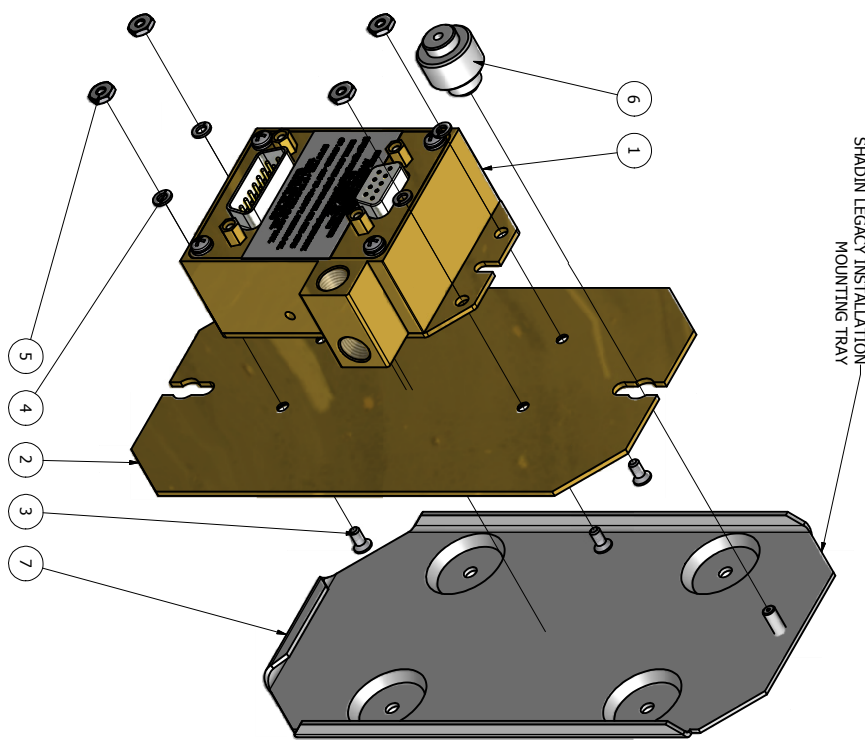
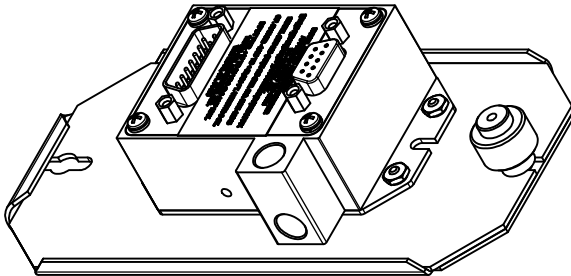
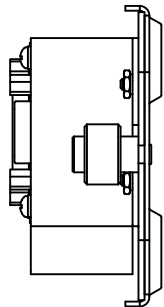
Assembly and Installation Instructions (Refer to TCI Drawing 103080)

1. Secure the altitude digitizer (item 1) to the adapter plate (item 2) using four flat head screws, lock washers and nuts (items 3, 4 and 5) as shown on drawing 103080
2. Make all electrical/data and static line connections to the altitude digitizer (item 1) as per the digitizer installation instructions.
3. Place this assembly into the existing Shadin mounting tray (item 7) and snug the Shadin locking knob (item 6) to secure the unit to the tray.
4. Test and verify the altitude digitizer operation as per the altitude digitizer installation manual.

Trans-Cal Industries Inc.
16141 Cohasset St.
Van Nuys, CA 91406
www.trans-cal.com

THIS DOCUMENT CONTAINS PROPRIETARY INFORMATION OF TRANS-CAL INDUSTRIES, INC. ANY REPRODUCTION, USE OR DISCLOSURE OF THIS DOCUMENT WITHOUT THE WRITTEN PERMISSION OF TRANS-CAL INDUSTRIES, INC. IS EXPRESSLY PROHIBITED.

REVISION HISTORY			
REV	DESCRIPTION	DATE	APPROVED
A	PRODUCTION APPROVAL	5/22/2008	J. Ferrero



Parts List

ITEM	QTY	PART NUMBER	DESCRIPTION
1	1	SSD120-(XX)(X)-(X)	ALTITUDE DIGITIZER
2	1	103060	ADAPTER PLATE (SHADIN)
3	4	600011-3	#4-40 X .375" FLAT HEAD SCREW
4	4	600006-4	#4 Lock Washers Helical Spring
5	4	600025-4	#4-40 Hex Machine Screw Nut
6	1	Shadin Locking Knob	MOUNTING TRAY (SHADIN PART)
7	1	Shadin Tray	RETAINING KNOB (SHADIN PART)

MTRL./FINISH	DRAWN	5/22/2008	TITLE
	H. Smith	5/22/2008	Trans-Cal Industries, Inc.
	CHECKED	5/22/2008	Van Nuys, CA 91406
	M. Remenih	5/22/2008	
	QA		
	J. Ferrero	05/23/2008	
	MFG	5/22/2008	
	C. Herrera	5/22/2008	
	APPROVED	5/22/2008	
	J. Ferrero		

TOLERANCES, UNLESS OTHERWISE NOTED
 Decimals: Angles ±.1°
 Fractions: ±.010
 Holes: ±.005, 1
 THIRD ANGLE PROJECTION

SIZE	DO NOT SCALE	DWG NO	REV
C	DRAWING	103080	A
SCALE 1:1	UNITS: INCH	SHEET 1 OF 1	